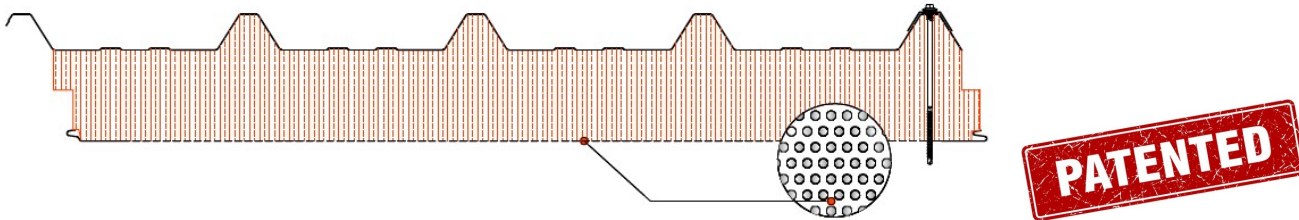


alpha RR® sound absorbent roof panels

Description | Areas of application

alpha-RR panels are roof covering self-supporting composite components, manufactured with non-combustible mineral wool core, enclosed by two steel shaped sheets. The external steel sheet is trapezoidally corrugated and the internal is perforated. Pattern and percentage of perforation may vary according to each project special demands. Between the perforated steel sheet and the mineral wool core, a special non-woven black-fleece is applied. The minimum recommended slope is 5% for roofs covered by one piece panel & 7% for roofs covered by two or more pieces of panel. Further from roof covering, they can be also be applied to side covering, installed both horizontally or vertically, turning always the side of the perforated sheet to the noise source.

Exposure of the side bearing the perforated plate to external conditions is not indicated.



Technical specifications

4.1. technical specifications

nominal thickness (mm)	50	60	80	100	120	150	200	240	300
reaction to fire acc. EN 13501-1	-								
fire resistance acc. EN13501-2	REI120								
weighted sound insulation index - R_w (C, C_{tr}) acc. to EN ISO 10140-2:2010	32dB(-2;-4)				31dB(-1;-3)				
weighted sound absorption coefficient - a_w	0,90				1,00				
water permeability acc. EN14509	Class A (1.200Pa)								
heat transfer coefficient - U_{value} (W/m^2K)	0,75	0,62	0,46	0,37	0,31	0,24	0,18	0,15	0,12
effective width (mm)	1.000								
panel length (mm)	2.000 - 15.000								
max. recommended length (mm) 0,50/0,50mm	6.000	6.000	8.000	10.000	12.000	15.000	15.000	15.000	15.000
weight (Kgr/m^2) 0,50/0,50mm	12,70	13,70	15,70	17,70	19,70	22,70	27,70	31,70	37,70
weight (Kgr/m^2) 0,60/0,60mm	14,20	15,20	17,20	19,20	21,20	24,20	29,20	33,20	39,20

CAUTION: (1) Nominal is defined as the thickness of the core, not including the trapezoids

(2) The mineral wool core of panels with nominal thickness 50mm is without notch in the joint.

(3) Despite MoT's capability to handle long panels during their stacking, packing and loading, maximum recommended lengths written above, should be taken under serious consideration regarding the safe unloading and installation at site.

Product Benefits

Sound absorbent | Fire resistant | Thermal insulating | Sound insulating

alpha RR® sound absorbent roof panels

Certification

ISO 9001 | ISO 14001 | CE

Product Tolerances

cover width: ± 2,00 mm | length <3,00m: ± 5,00 mm | length >3,00m: ± 10,00 mm | trapezium' s height: ± 1,00 mm
thickness: ± 2% | weight: ± 10% | orthogonality: ± 5,00 mm

Maximum recommended span distances

4.2. maximum recommended span distances L (m) | steel thickness 0,50mm

support	L (m)							L (m)							
	80	100	120	150	200	250	300	80	100	120	150	200	250	300	
	50	3,24	2,69	2,30	1,89	1,44	1,19	0,94	2,83	2,60	2,30	1,89	1,44	1,19	0,94
	60	3,54	3,13	2,69	2,30	1,69	1,40	1,17	3,06	2,87	2,63	2,20	1,67	1,42	1,06
	80	4,18	3,90	3,39	2,78	2,15	1,75	1,49	3,61	3,40	3,17	2,78	2,15	1,75	1,49
	100	4,23	4,02	3,81	3,40	2,62	2,13	1,80	3,95	3,69	3,47	3,21	2,62	2,13	1,80
	120	4,20	4,04	3,88	3,64	3,04	2,48	2,07	4,23	3,99	3,71	3,42	3,02	2,48	2,09
	150	4,69	4,51	4,33	4,06	3,38	2,77	2,33	4,73	4,40	4,14	3,82	3,37	2,77	2,33
	200	5,72	5,50	5,28	4,95	4,13	3,38	2,84	5,77	5,37	5,05	4,66	4,12	3,38	2,84
	240	6,18	5,96	5,76	5,42	4,54	3,78	3,21	6,23	5,83	5,51	5,11	4,53	3,78	3,21
	300	6,86	6,62	6,34	5,96	5,04	4,20	3,59	6,92	6,47	6,06	5,62	5,03	4,20	3,59

calculation of the safe spans was executed using specialized software developed for MoT.

safe span satisfies both max. deflection ≤ 200 and working stress $\leq 4\%$ of the limit moment & 40% of the limit shear.

4.3. maximum recommended span distances L (m) | steel thickness 0,60mm

Τύπος στήριξης	L (m)							L (m)							
	80	100	120	150	200	250	300	80	100	120	150	200	250	300	
	50	3,69	3,07	2,62	2,15	1,64	1,36	1,07	3,23	2,96	2,62	2,15	1,64	1,36	1,07
	60	4,04	3,56	3,07	2,63	1,92	1,59	1,34	3,49	3,27	2,99	2,51	1,91	1,62	1,21
	80	4,77	4,45	3,87	3,17	2,45	1,99	1,70	4,11	3,87	3,61	3,17	2,45	1,99	1,70
	100	4,83	4,59	4,35	3,87	2,99	2,43	2,05	4,51	4,21	3,95	3,66	2,99	2,43	2,05
	120	4,79	4,61	4,43	4,14	3,46	2,83	2,36	4,83	4,54	4,23	3,90	3,44	2,83	2,39
	150	5,34	5,14	4,94	4,63	3,85	3,15	2,65	5,39	5,02	4,72	4,36	3,85	3,15	2,65
	200	6,52	6,27	6,02	5,65	4,70	3,85	3,24	6,58	6,12	5,76	5,31	4,69	3,85	3,24
	240	7,04	6,80	6,57	6,18	5,17	4,31	3,66	7,10	6,64	6,28	5,82	5,16	4,31	3,66
	300	7,82	7,55	7,22	6,80	5,74	4,78	4,09	7,89	7,37	6,91	6,40	5,73	4,78	4,09

calculation of the safe spans was executed using specialized software developed for MoT.

safe span satisfies both max. deflection ≤ 200 and working stress $\leq 4\%$ of the limit moment & 40% of the limit shear.

alpha RR® sound absorbent roof panels

Feedstocks

Steel

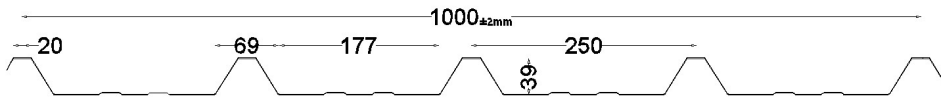
- Substrate:** S280 - 320GD acc. to EN 10346
Zn 140 - 275 acc. to EN 10169 (1)
- Thickness:** 0,50mm – 1,00 mm
- Coating (2):** organic 20-25 µm /Pvdf 20-50µm/ PU Duro50-55µm/ PVC film120µm (3).
Color palette of the commercial organic coated steel available at [color palette](#) (4)

Percentage of perforation of the internal steel: 28-30%

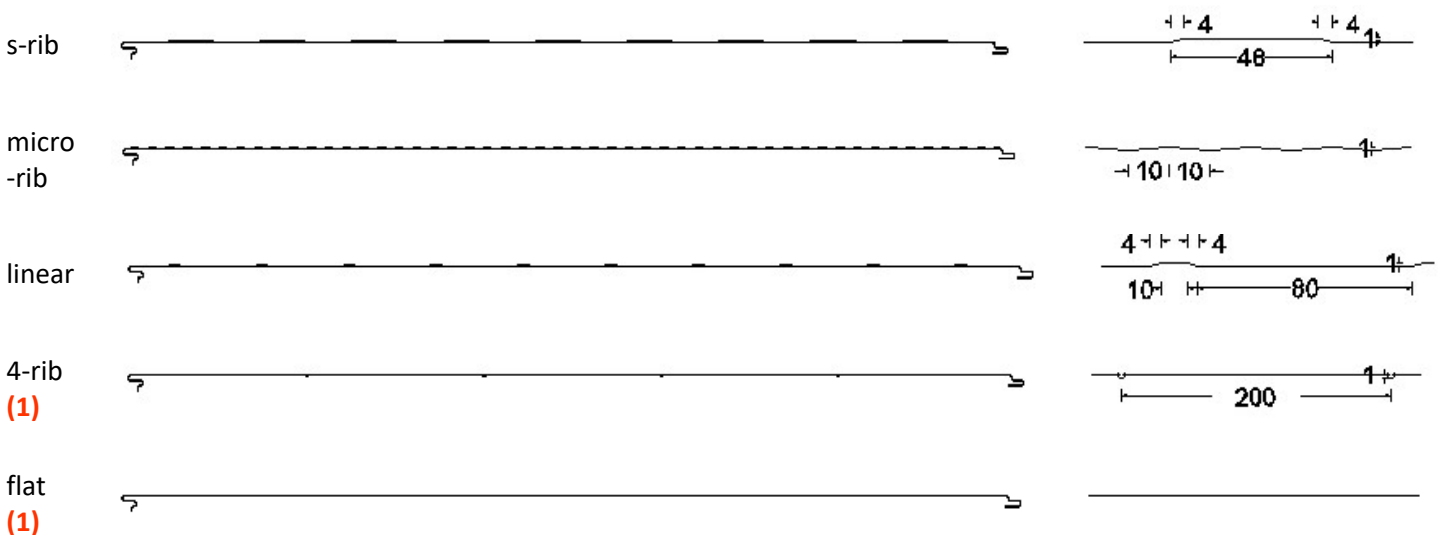
- (1) upon request stainless steel AISI 304, Mat surface (2B).
- (2) upon request substrate without coating
- (3) steel coated with PVC film120 µm should not be exposed to external environment or internal with UV radiation.
- (4) contact our sales department to receive the confirmation of the colors availability.

All steel surfaces are delivered with protective film, in order to avoid scratches, dirt or any other damage. It has to be removed from all panels' surfaces during their installation and in any case, in maximum 60 days from their production date, which is written on the packages' labels.

External sheet modulation



Internal steel modulations



(1) The minimum allowed steel thickness for Flat & 4-Rib modulations is 0.6mm.

Photos of the steel modulations available at [steel modulations](#)

alpha RR® sound absorbent roof panels

Core

Mineral wool of density 100Kgr/m³ (*) is applied in the form of lamella, vertically to steel surface.

Lamella's characteristics as following:

Reaction to Fire:	Class A1 acc. to EN 13501.
Thermal conductivity:	λD=0,039 W/Mk acc. to EN 12667
Compression Strength:	≥ 50KPa acc. to EN 826.
Tensile Strength:	≥ 90KPa acc. to EN 1607.
Shear Strength:	≥ 45KPa acc. to EN 12090.

(*) upon request mineral wool of higher density may be applied

Accompanying products

Self-drilling, double thread screws for sandwich panels with integrated washer and metal cap with EPDM chimney.

Galvanized or coated steel flashings, potentially manufactured by the same steel as panels' surfaces.

Fire proof sealant Sikacryl 621 FIRE, to be applied as strip into the panels' joint.

Trapezoidal ridge covers.

Steel coated male combs | Z-shaped flashing & bibulous profile filter.

Packaging – Transportation

Panels are automatically stacked, in packages with maximum height 1,00 m for road transport and 1,30 m for sea transport. At the bottom of the package an EPS sheet is applied through its entire surface, along with EPS blocks, in order to avoid any damage, during loading and unloading procedure. All of them are tightly wrapped with stretch film.

Each package bears its unique ID label, declaring its dimension and weight, the order's number and production date, as well as the full information about the panels contented.

4.4. table of typical packaging

	sea transport 40' HC Containers			road transport 2,6m min. truck's effect. height			
	Pieces / package 1 st - 2 nd row	Total height (mm)	Total panels' quantity of 11m cover (m ²)	Pieces / package 1 st - 2 nd - 3 rd row	Total height (mm)	Total panels' quantity of 12m cover (m ²)	
	50	16 - 16	2.480	704,00	10 - 10 - 10	2.460	720,00
	60	14 - 14	2.480	616,00	10 - 8 - 8	2.520	648,00
	80	12 - 10	2.440	484,00	8 - 8 - 6	2.460	504,00
	100	10 - 8	2.400	396,00	6 - 6 - 6	2.520	432,00
	120	8 - 8	2.480	352,00	6 - 4 - 4	2.460	360,00
	150	6 - 7	2.480	286,00	4 - 4 - 4	2.400	288,00
	200	4 - 5	2.440	220,00	4 - 4 - 2	2.560	240,00
	250	4 - 4	2.400	176,00	4 - 4 - 0	2.520	192,00
	300	3 - 3	2.200	132,00	3 - 3 - 0	2.200	144,00

CAUTION: Typical packaging may be modified depending on the special demands of each loading.

alpha RR® sound absorbent roof panels

Unloading

The packages of **length<6,00m** should be unloaded, either with an overhead travelling crane, using a cross- beam, or with a single fork forklift.

The packages of **length>6,00m** should be unloaded by using metal frame in combination with hollow sections and lifting straps. The use of crane as described above, can ONLY be substituted by the use of double fork forklifts (four forks with the appropriate distance between them).

It is **NOT recommended**

- to use only lifting straps without using metal frame.
- to use metal strips, chains and wire ropes.

It is **HIGHLY recommended**

- to use only the appropriate lifting straps.
- to use the appropriate number of lifting straps and at the right position, in terms of avoiding the packages' bending.
- to protect the edges of the panels, by using hard plastic angles.

More information is available at [tips-documents | unloading](#).

Storage

Panels shouldn't be stored on external areas, being exposed to weather conditions such as rain, snow, strong winds and intense sunlight. On the contrary, they should be stored on covered and sufficiently ventilated areas. In case such areas are not available and only during a short-term storage on the project site, packages should be stored in slightly inclined position, to ensure free drainage of rainwater which might otherwise penetrate into the package.

Provide to the panels intended for open-air-storage with adequate protection against rainwater, snow, wind, sunlight, dust and dirt, such as canvas covers. It is forbidden to use plastic film for their protection, since canvas covers ensure adequate ventilation and prompt evaporation of accumulated moisture. Absolutely avoid water collection between the panels, as in case of prolonged storage without adequate ventilation, this may damage them. To avoid indentations and prints on the panels, it is forbidden to store the panel packages one on top of the other at the construction site and the surface, where stored has to be hardened flat. Partially unpacked packages must be always protected against rainwater and strong wind.

Due to the additional load exerted on the roof structure, for temporary on-roof storage and during assembly, the roof panels can only be placed on the load-bearing framework and always upon agreement with the chief supervisor. Panel packages must be based on the load-bearing framework on their bottom EPS slab and they should not be stored one on top on the roof structure.

Installation - Safety

All works related to the installation of sandwich panels, have to be carried out in keeping with the applicable occupational health and safety regulations, for the assembly and roofing works, following the local laws and regulations, under supervision of authorized staff. In any case, use of the following fall restraint equipment during panels assembly is recommended:

- rope barriers to secure the buildings in perimeter
- lifelines and safety belts of assembler
- anti-slip safety shoes

More information is available at [tips-documents | installation](#).

Cleaning - Maintenance

It is highly recommended to clean and check carefully the panels and all the structural components connected with them, at least annually.

More information is available at [cleaning | maintenance instructions](#)





alpha RR® sound absorbent roof panels

Environmental performance

Environmentally friendly and safe for public health.

100% recyclable material.

All the packaging materials & the protective film of the panels should be sent for recycling from the construction site, following the relevant legislation in each place, where the installation is executed.

For the waste code contact MoT

MoT reserves the right to modify the specifications of its products without notice and the information provided in this form is valid at the time of its publication. Users of the products should always consult the current version of the Product Data Sheet, copies of which are available upon request.

